

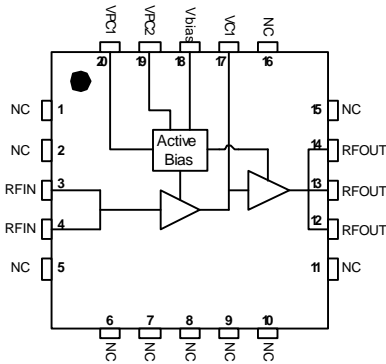


Product Description

Sirenza Microdevices' SZA-6044 is a high linearity Class A GaAs Heterojunction Bipolar Transistor (HBT) amplifier housed in a low-cost surface-mountable plastic package. These HBT amplifiers are fabricated using molecular beam epitaxial growth technology which produces reliable and consistent performance from wafer to wafer and lot to lot.

This product is specifically designed as a driver or final stage amplifier for equipment in the 5.1 - 5.9 GHz band. It can run from a 3V to 5V supply. Load line optimization for target band is possible outside the package. Its high linearity makes it an ideal choice for multicarrier and digital applications.

Functional Block Diagram



Key Specifications

Symbol	Parameters: Test Conditions, With App Circuit $Z_0 = 50\Omega$, $V_{CC} = 5.0V$, $I = 165mA$, $T_{BP} = 30^\circ C$	Unit	Min.	Typ.	Max.
f_O	Frequency of Operation	MHz	5100		5900
P_{1dB}	Output Power at 1dB Compression – 5.1 GHz	dBm		24.9	
	Output Power at 1dB Compression – 5.5 GHz			24.6	
	Output Power at 1dB Compression – 5.9 GHz		22.5	24.0	26.0
S_{21}	Small Signal Gain – 5.1 GHz	dB	17.0	18.5	20.0
	Small Signal Gain – 5.5 GHz			17.3	
	Small Signal Gain – 5.9 GHz		14.9	16.4	17.9
IRL	Worst Case Input Return Loss 5.1-5.9GHz	dB	8	11	
ORL	Worst Case Output Return Loss 5.1-5.9GHz	dB	12	17	
OIP ₃	Output IP3, Pout per tone = +8dBm @ 5.9 GHz	dBm	37	39	
Pout	802.11a 54Mb/s Pout @ 3% EVM @ 5.9GHz, I = 165mA	dBm		17	
NF	Noise Figure @ 5.9 GHz	dB		7.8	9.8
I_{SUPPLY}	Total Device Current, $I_{VBIAS} + I_{CTOTAL} = 150mA$ $I_{VPC12} = 15mA$	mA	145	165	185
$R_{th, j-l}$	Thermal Resistance (junction - lead)	$^\circ C/W$		56	

The information provided herein is believed to be reliable at press time. Sirenza Microdevices assumes no responsibility for inaccuracies or omissions. Sirenza Microdevices assumes no responsibility for the use of this information, and all such information shall be entirely at the user's own risk. Prices and specifications are subject to change without notice. No patent rights or licenses to any of the circuits described herein are implied or granted to any third party. Sirenza Microdevices does not authorize or warrant any Sirenza Microdevices product for use in life-support devices and/or systems.

Copyright 2002 Sirenza Microdevices, Inc. All worldwide rights reserved.
303 South Technology Court Broomfield, CO 80021

Phone: (800) SMI-MMIC

1

<http://www.sirenza.com>
EDS-103535 Rev E

Preliminary

SZA-6044

5.1 – 5.9 GHz ¼ Watt
Power Amplifier with Active Bias



4mm x 4mm
QFN Package

Product Features

- Single 3V to 5V operation
- High Linearity Class A OIP₃ = 39dBm @ 5V
- 802.11a 54Mb/s Pout = 17dBm @ 3% EVM
- P1dB 24dBm @ 5V, 21dBm @ 3.3V
- Surface Mount Plastic Package
- Power up/down control < 1µs

Applications

- OFDM
- Multicarrier applications
- 802.11a WLAN Driver Stage
- Fixed Wireless, UNII

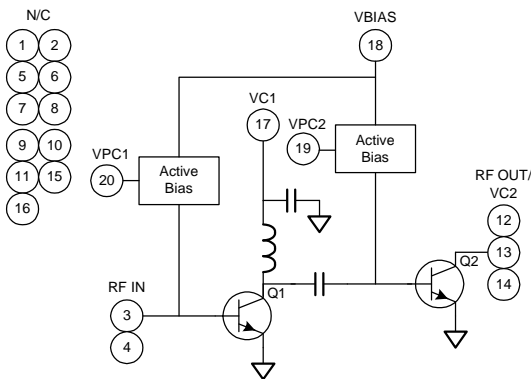


Preliminary
SZA-6044 5.1-5.9 GHz ¼ W Amplifier

Pin Out Description

Pin #	Function	Description
1,2,5,6,7,8,9,10,11,15,16	N/C	Pins are not used. May be grounded, left open or connected to adjacent pin.
19	VPC2	VPC2 is the bias control pin for the stage 2 active bias circuit. An external series resistor is required for proper setting of bias levels. Refer to the evaluation board schematic for resistor value.
20	VPC1	VPC1 is the control pin for the stage 1 active bias circuits. An external series resistor is required for proper setting of bias levels. Refer to the evaluation board schematic for resistor value.
18	VBIAS	VBIAS is the active bias circuit supply voltage. Can be operated from 3V to 5V.
3,4	RFIN	RF input pin. This is DC grounded internal to the IC. Do not apply voltage to this pin. Both pins 3 and 4 must be used for proper operation.
12,13,14	RFOUT/ VC2	RF output and second stage collector supply voltage pin. VC2 in the range of 3V to 5V voltage should be supplied to this pin through an external RF choke. Because DC biasing is present on this pin, a DC blocking capacitor should be used in most applications (see evaluation board schematic). The supply side of the bias network should be well bypassed. The output network and board layout specified in the app circuit is recommended for optimum performance. All pins 12-14 are required to be wired together at lead foot for proper operation.
17	VC1	VC1 is the first stage collector supply voltage. Can be operated over the range of 3V to 5V.
EPAD	Gnd	Exposed area on the bottom side of the package needs to be soldered to the ground plane of the board for optimum thermal and RF performance. Several vias should be located under the EPAD as shown in the recommended land pattern (page 5).

Simplified Device Schematic



Absolute Maximum Ratings

Parameters	Value	Unit
1st Stage Collector Bias Current (I_{VC1})	100	mA
2nd Stage Collector Bias Current (I_{VC2})	190	mA
Device Voltage (V_D)	6.0	V
Power Dissipation	1.5	W
Operating Lead Temperature (T_L)	-40 to +85	°C
RF Input Power	20	dBm
Storage Temperature Range	-40 to +150	°C
Operating Junction Temperature (T_J)	+150	°C
ESD Human Body Model - Class 1B	500	V

Operation of this device beyond any one of these limits may cause permanent damage. For reliable continuous operation the device voltage and current must not exceed the maximum operating values specified in the table on page one.

Bias conditions should also satisfy the following expression:

$$I_D V_D < (T_J - T_L) / R_{TH} j-I$$

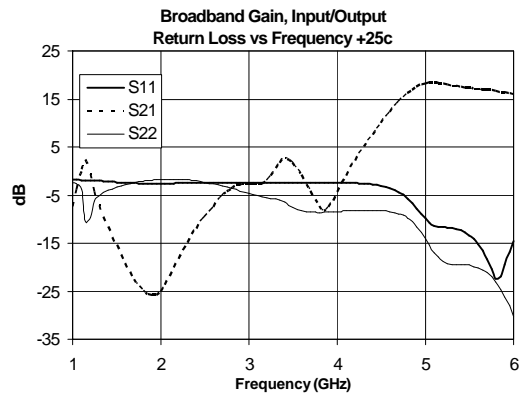
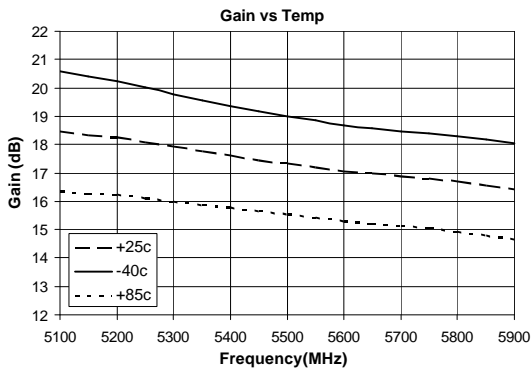
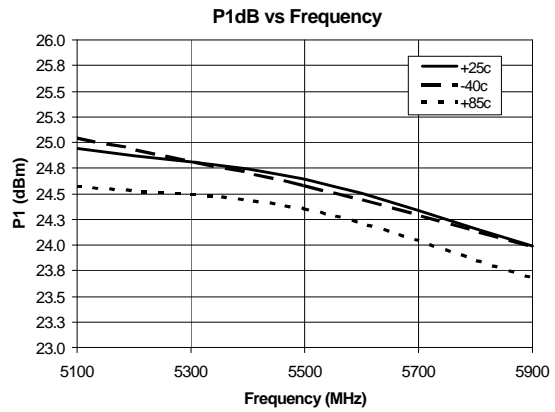
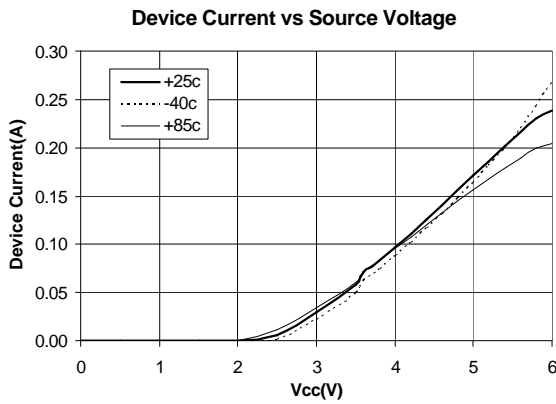
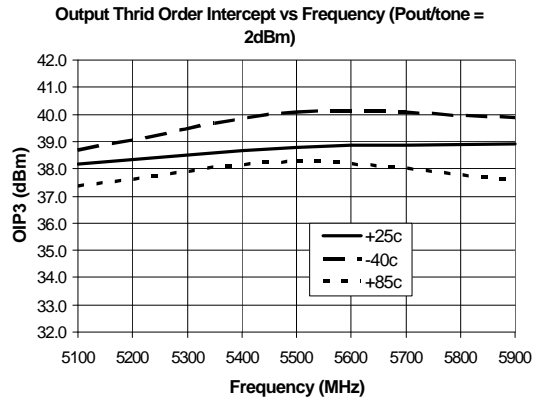
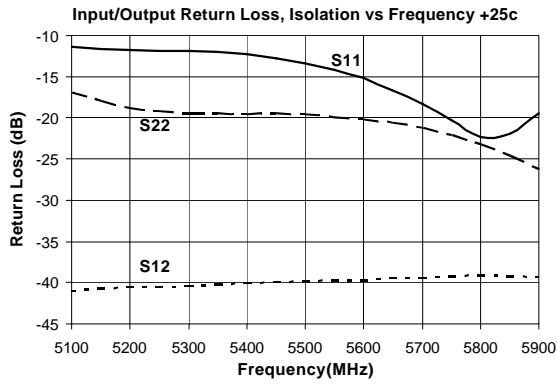


Caution: ESD Sensitive - Class 1B
Appropriate precaution in handling, packaging and testing devices must be observed.



Preliminary
SZA-6044 5.1-5.9 GHz ¼ W Amplifier

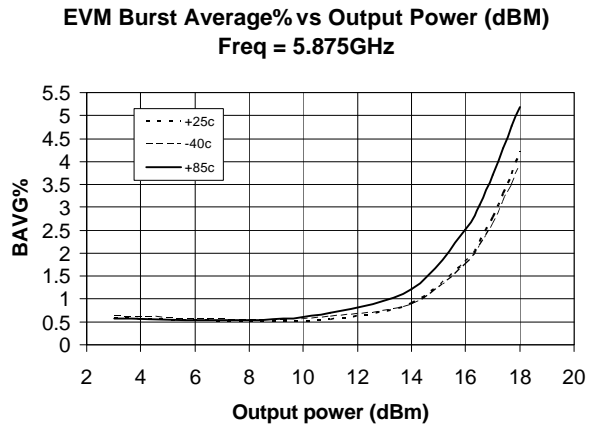
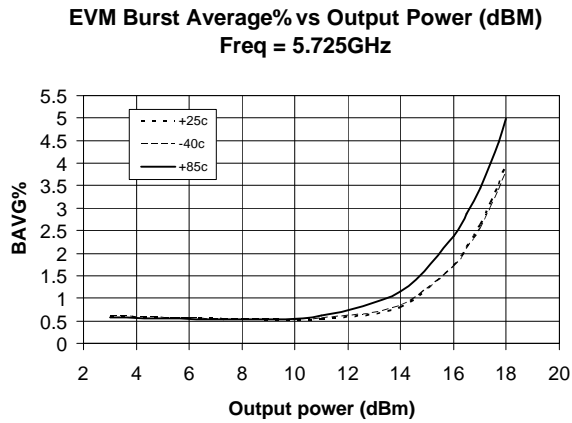
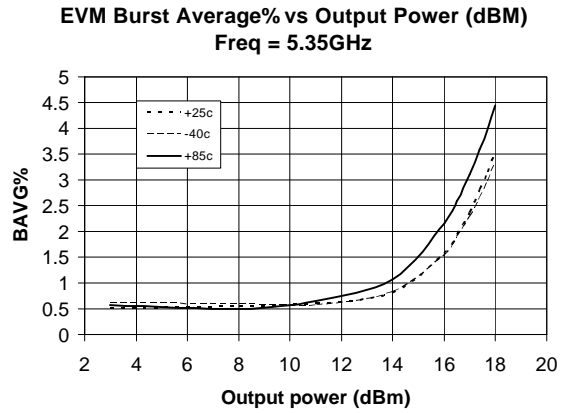
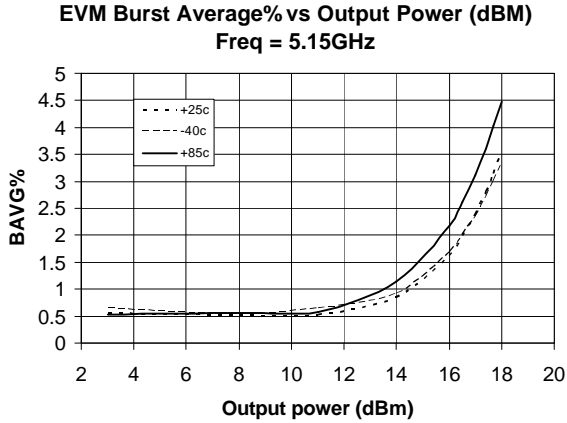
5.1 - 5.9 GHz Evaluation Board Data ($V_{BIAS} = 5.0V$, $I_{BIAS} = 165mA$)





Preliminary
SZA-6044 5.1-5.9 GHz ¼ W Amplifier

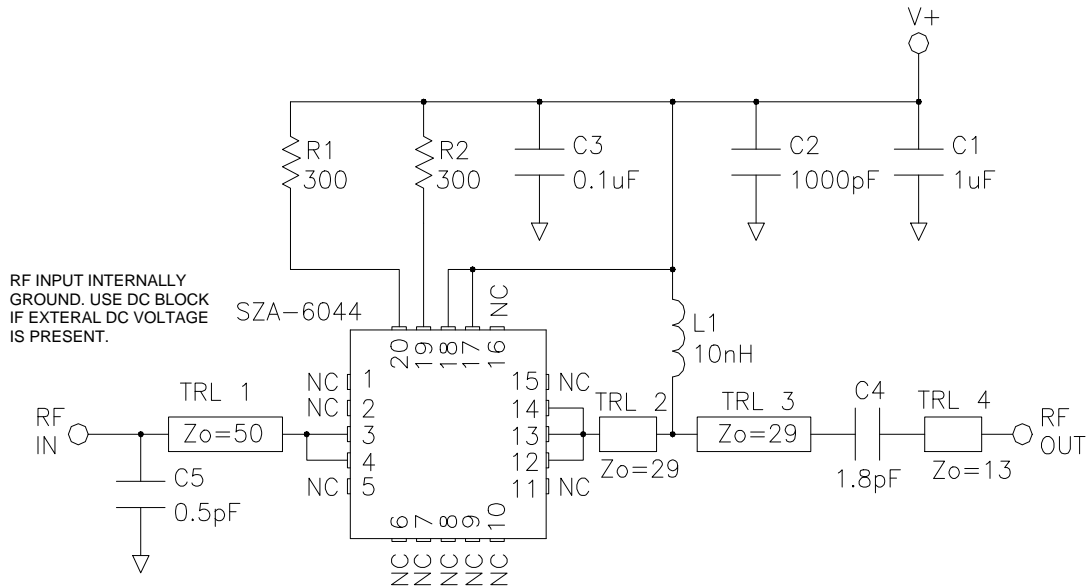
802.11a 64QAM 54Mb/s Error Vector Magnitude Data ($V_{BIAS} = 5.0V, I_{BIAS} = 165mA$)





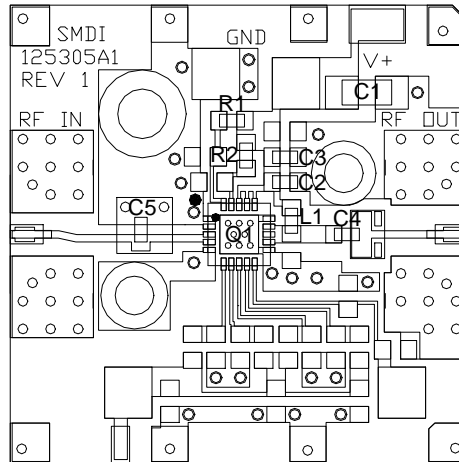
Preliminary
SZA-6044 5.1-5.9 GHz ¼ W Amplifier

5.1 - 5.9 GHz Evaluation Board Schematic For 5V Supply



5.1 - 5.9 GHz Evaluation Board Layout For 5V - Board material GETEK, 31mil thick, Dk=3.9, 2 oz. copper

DESG	DESCRIPTION
Q1	SZA-6044
R1,2	300 OHM, 0603
C1	1uF CERAMIC CAP
C2	1000pF CAP, 0603
C3	0.1uF CAP, 0603
C4	1.8pF CAP, 0603
C5	0.5pF CAP, 0603
L1	10nH INDUCTOR, 0603 Toko LL1608-FS10NJ
TRL 1	Zo=50 Ω , 54.2° @ 5.5GHz
TRL 2	Zo=29 Ω , 22.3° @ 5.5GHz
TRL 3	Zo=29 Ω , 38.4° @ 5.5GHz
TRL 4	Zo=13 Ω , 16° @ 5.5GHz



Note: For 3.3V 140mA operation, lower V+ to 3.3V and change R1 and R2 to 50 ohm.
RF Performance at 3.3V, 140mA: Gain increases 0.5dB, IP3 drops ~ 3dB and P1dB drops ~3dB relative to 5V data.
Return loss is essentially unchanged relative to 5V data. Contact factory for more details.



Preliminary
SZA-6044 5.1-5.9 GHz ¼ W Amplifier

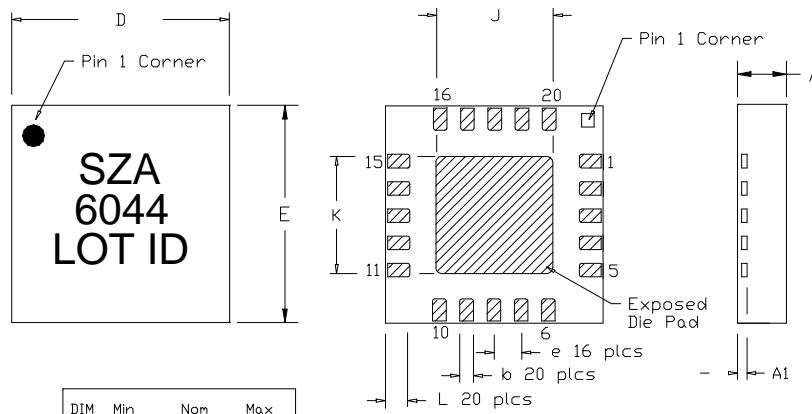
Part Number Ordering Information

Part Number	Reel Size	Devices/Reel
SZA-6044	13"	3000

Part Symbolization

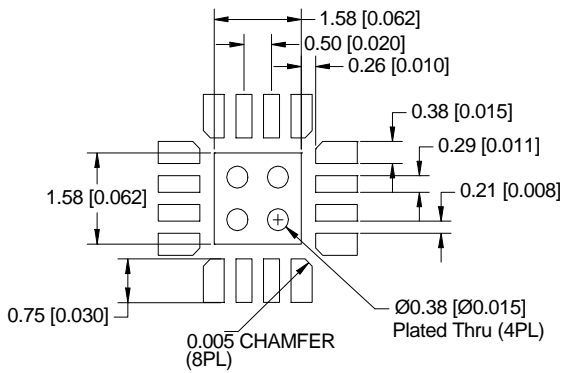
The part will be symbolized with an "SZA-6044" marking designator on the top surface of the package.

Package Outline Drawing

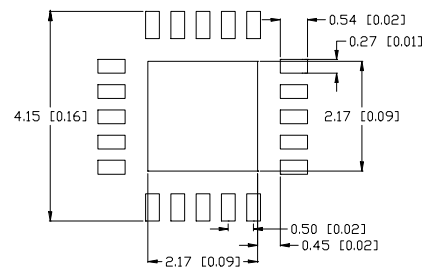


DIM	Min	Non	Max
A	.80		1.00
A1	.19		.21
b	.20	.25	.30
D		4.0 BSC	
e		0.5 BSC	
E		4.0 BSC	
J	2.04		2.24
K	2.04		2.24
L	.34	.44	.54

Recommended Land Pattern (dimensions in mm[in]):



Recommended PCB Soldermask (SMBOC) for Land Pattern (dimensions in mm[in]):



SUNSTAR 商斯达实业集团是集研发、生产、工程、销售、代理经销、技术咨询、信息服务等为一体的高科技企业，是专业高科技电子产品生产厂家，是具有 10 多年历史的专业电子元器件供应商，是中国最早和最大的仓储式连锁规模经营大型综合电子零部件代理分销商之一，是一家专业代理和分销世界各大品牌 IC 芯片和电子元器件的连锁经营综合性国际公司，专业经营进口、国产名厂名牌电子元件，型号、种类齐全。在香港、北京、深圳、上海、西安、成都等全国主要电子市场设有直属分公司和产品展示展销窗口门市部专卖店及代理分销商，已在全国范围内建成强大统一的供货和代理分销网络。我们专业代理经销、开发生产电子元器件、集成电路、传感器、微波光电元器件、工控机/DOC/DOM 电子盘、专用电路、单片机开发、MCU/DSP/ARM/FPGA 软件硬件、二极管、三极管、模块等，是您可靠的一站式现货配套供应商、方案提供商、部件功能模块开发配套商。商斯达实业公司拥有庞大的资料库，有数位毕业于著名高校——有中国电子工业摇篮之称的西安电子科技大学（西军电）并长期从事国防尖端科技研究的高级工程师为您精挑细选、量身订做各种高科技电子元器件，并解决各种技术问题。

微波光电部专业代理经销高频、微波、光纤、光电元器件、组件、部件、模块、整机；电磁兼容元器件、材料、设备；微波 CAD、EDA 软件、开发测试仿真工具；微波、光纤仪器仪表。欢迎国外高科技微波、光纤厂商将优秀产品介绍到中国、共同开拓市场。长期大量现货专业批发高频、微波、卫星、光纤、电视、CATV 器件：晶振、VCO、连接器、PIN 开关、变容二极管、开关二极管、低噪晶体管、功率电阻及电容、放大器、功率管、MMIC、混频器、耦合器、功分器、振荡器、合成器、衰减器、滤波器、隔离器、环行器、移相器、调制解调器；光电子器件和组件：红外发射管、红外接收管、光电开关、光敏管、发光二极管和发光二极管组件、半导体激光二极管和激光器组件、光电探测器和光接收组件、光发射接收模块、光纤激光器和光放大器、光调制器、光开关、DWDM 用光发射和接收器件、用户接入系统光收发器件与模块、光纤连接器、光纤跳线/尾纤、光衰减器、光纤适配器、光隔离器、光耦合器、光环行器、光复用器/转换器；无线收发芯片和模组、蓝牙芯片和模组。

更多产品请看本公司产品专用销售网站：

商斯达中国传感器科技信息网：<http://www.sensor-ic.com/>

商斯达工控安防网：<http://www.pc-ps.net/>

商斯达电子元器件网：<http://www.sunstare.com/>

商斯达微波光电产品网：[HTTP://www.rfoe.net/](http://www.rfoe.net/)

商斯达消费电子产品网：<http://www.icasic.com/>

商斯达实业科技产品网：<http://www.sunstars.cn/> 微波元器件销售热线：

地址：深圳市福田区福华路福庆街鸿图大厦 1602 室

电话：0755-82884100 83397033 83396822 83398585

传真：0755-83376182 (0) 13823648918 MSN: SUNS8888@hotmail.com

邮编：518033 E-mail:szss20@163.com QQ: 195847376

深圳赛格展销部：深圳华强北路赛格电子市场 2583 号 电话：0755-83665529 25059422

技术支持：0755-83394033 13501568376

欢迎索取免费详细资料、设计指南和光盘；产品凡多，未能尽录，欢迎来电查询。

北京分公司：北京海淀区知春路 132 号中发电子大厦 3097 号

TEL: 010-81159046 82615020 13501189838 FAX: 010-62543996

上海分公司：上海市北京东路 668 号上海赛格电子市场 D125 号

TEL: 021-28311762 56703037 13701955389 FAX: 021-56703037

西安分公司：西安高新开发区 20 所(中国电子科技集团导航技术研究所)

西安劳动南路 88 号电子商城二楼 D23 号

TEL: 029-81022619 13072977981 FAX:029-88789382